

Tamarack Flexure Joint®

Indications for Use Guide

A clinical reference for Custom AFO Fabrication



Tamarack Habilitation Technologies Inc., June 2020




Table of Contents

Acronyms and Terminology

IFU: Instruction for Use

AFO: Ankle Foot Orthosis

M-L: Medio-Lateral

Plantarflexion: the motion of the foot toward distal (forefoot down)

Dorsiflexion: the motion of the foot toward proximal (forefoot up)

Plantarflexion Stop: Device inhibiting partial or full plantarflexion

Dorsiflexion Stop: Device inhibiting partial or full dorsiflexion

Durometer: A unit of measure to describe the level of assist or resistance offered by a specific material hardness. Application of various durometers in the Flexure Joint® allows for a wide range of assistive and resistive response to gait forces.

Contents

- 2 Table of Contents
- 3 Tamarack Flexure Joint® Product Line Overview
- 4 AFO w. **Free Motion** Joints, free plantarflexion and dorsiflexion
- 5 AFO w. **Free Motion** Joints and plantarflexion stop
- 6 AFO w. **Dorsiflexion Assist** Joints and plantarflexion stop
- 7 AFO with **Variable Assist** Joints and hyperextension control strap
- 8 PTTD/Stirrup AFO with **various joint options**
- 9 AFO custom composite - with **Dorsiflexion Assist** Joints
- 10 AFO Floor Reaction Orthosis - with **Free Motion** Flexure Joints
- 11 AFO with custom fabricated **plantarflexion and dorsiflexion stops**
- 12 Caps for **external mounting** and/or **retrofitting** of joints
- 13 Acknowledgements
- 14 Disclaimer

Tamarack Flexure Joint® Product Line Overview



Free Motion (Model 740)

Standard Tamarack Flexure Joint®; available in 3 sizes, 2 colors.

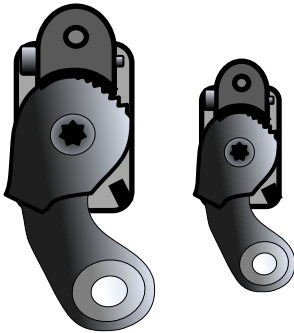
All Tamarack Flexure Joints® are tested for tensile flexural durability in cyclic shock application for > 3 million cycles.



Dorsiflexion Assist (Model 742)

Forefoot Lift; available in 3 sizes, 2 colors and 3 durometers.

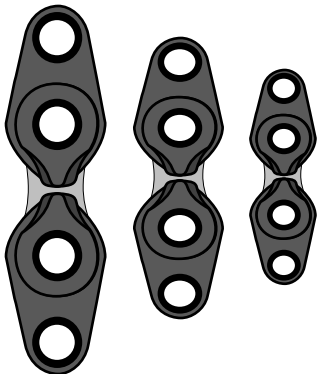
Allows for a wide range of assistive/resistive responses to gait forces. Choose from light (75-Shore A), medium (85-Shore A) or strong (95-Shore A).



Variable Assist (Model 743)

Adjustable Forefoot Lift; available in 2 sizes.

The Variable Assist consists of a Dorsiflexion Assist-type joint and an adjustment gear drive. It allows for fine-tuning of assistive/resistive force by angular pre-tensioning.



Tamarack Flexure Joint® Caps (Model 741-CAP)

Alternative Pre-fab Joint Cavity; available in 3 sizes, 2 colors.

Designed for external mounting at initial fabrication or retrofit device articulations for both thermoplastic and thermoset AFOs.

Tamarack Flexure Joint® is a registered trademark of Tamarack Habilitation Technologies, Inc.
Manufactured in the USA.



Free Motion AFO

Joint Selection: *Free Motion (Model 740)*



Options

- Proximal closures are required (hook & loop straps or similar)

AFO Design

- Thermoplastic/fiber/hybrid designs
- **Free Motion (Model 740)** with full dorsiflexion and plantarflexion
- Varying footplate lengths
- All components are waterproof

Functional Considerations

- Allowing full plantarflexion and dorsiflexion
- Frontal plane talar and subtalar joint alignment control

Clinical Indications

- Posterior tibial tendon dysfunction
- Frontal plane instabilities of the subtalar and/or talar joint

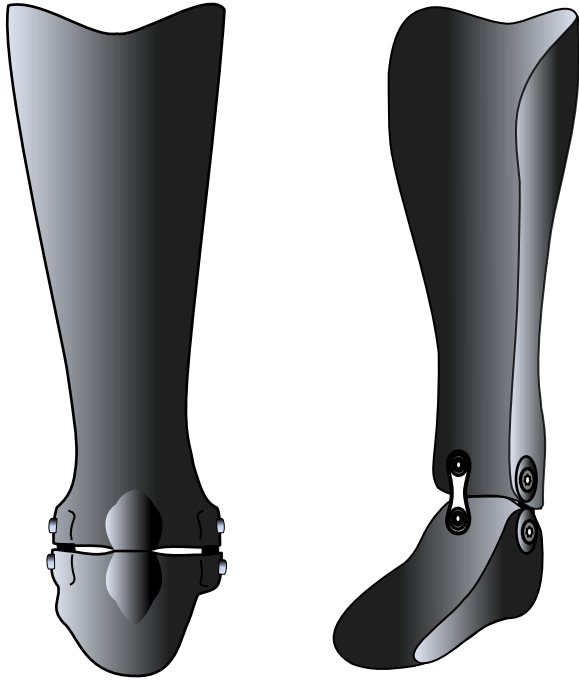
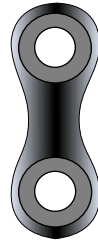
Clinical Contraindications

- Weak quadriceps
- Significant sagittal plane ankle weakness or instability
- High impact sports

Drawings do not suggest a particular length of footplate. Footplate length and shoe features have a significant effect on gait safety and gait efficiency.

Plantarflexion Stop AFO

Joint Selection: *Free Motion (Model 740)*



Options

- Proximal closures are required (hook & loop straps or similar)
- Instep strap may be required
- Motion Control: Plantarflexion stop at desired angle (modified by careful grinding)

AFO Design

- Thermoplastic/fiber/hybrid designs
- **Free Motion (Model 740)**
- Plantarflexion stop at desired angle
- Varying footplate lengths
- All components are waterproof

Functional Considerations

- Prevents unwanted plantarflexion while permitting free dorsiflexion
- Provides M-L stabilization, talar and subtalar joint stabilization

Clinical Indications

- Weak dorsiflexors/drop foot
- Tight plantarflexors
- Cerebral palsy
- CVA
- Peroneal nerve paralysis
- Knee hyperextension
- Frontal plane instabilities of the subtalar and/or talar joint

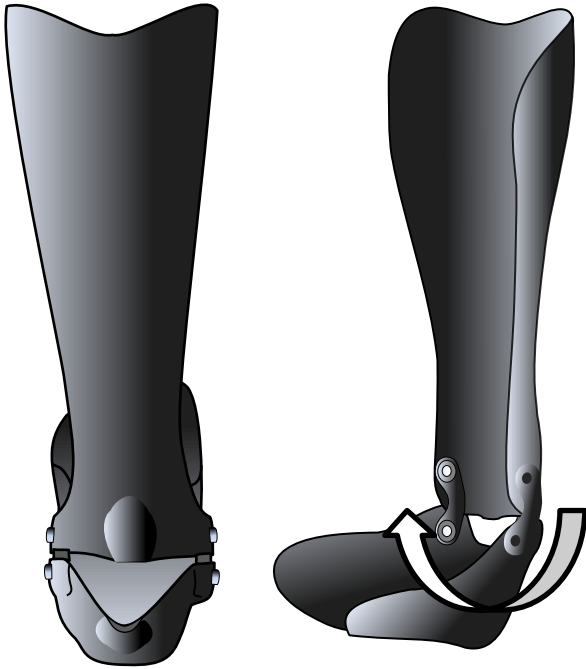
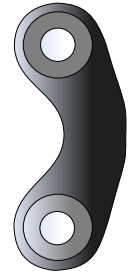
Clinical Contraindications

- Weak quadriceps
- Knee flexion contractures
- High impact sports

Drawings do not suggest a particular length of footplate. Footplate length and shoe features have a significant effect on gait safety and gait efficiency.

Dorsiflexion Assist AFO

Joint Selection: *Dorsiflexion Assist (Model 742)*



Options

- Joint durometer should be selected or exchanged to provide required resistance or assistance
- Three durometer choices are available for this purpose
- Optional motion control: Plantarflexion stop at desired angle (modified by careful grinding)
- Proximal closures are required (hook & loop straps or similar)

AFO Design

- Thermoplastic/fiber/hybrid designs
- ***Dorsiflexion Assist (Model 742)***
- Varying footplate lengths
- All components are waterproof

Functional Considerations

- Provides dorsiflexion assist with or without plantarflexion stop
- W/O plantarflexion stop facilitates a more natural first rocker
- Provides a significant dorsiflexion moment
- Support of ligament instabilities

Clinical Indications

- CP, CVA, weak dorsiflexors
- Frontal plane instabilities of the subtalar and/or talar joint
- Peroneal Palsy

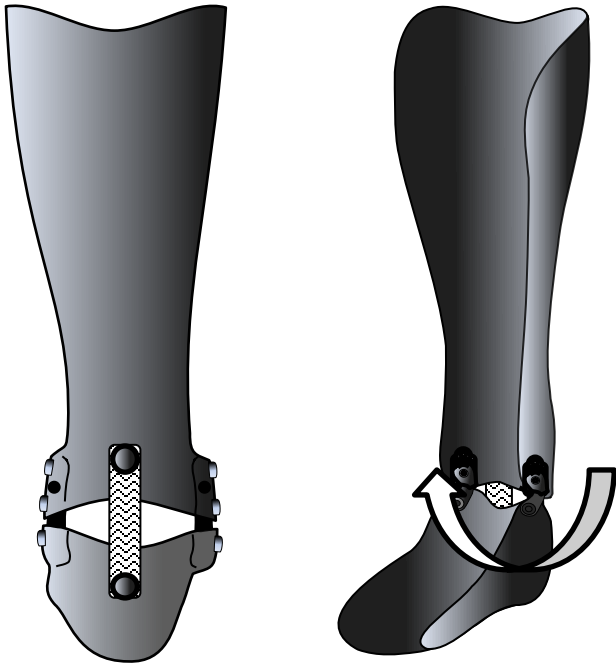
Clinical Contraindications

- Weak Quadriceps
- Spastic plantarflexors
- Knee flexion contracture
- High impact sports

Drawings do not suggest a particular length of footplate. Footplate length and shoe features have a significant effect on gait safety and gait efficiency.

Variable Assist AFO

Joint Selection: *Variable Assist (Model 743)*



Options

- Joint is continuously adjustable to increase/decrease assistive force
- Proximal closures are required (hook & loop straps or similar)
- With or without dorsiflexion restraint strap
- Model 743 may be paired with 740 or 742

AFO Design

- Thermoplastic/fiber/hybrid designs
- ***Variable Assist (Model 743)***
- Varying footplate lengths
- All components are waterproof
- Metal parts are stainless steel and bronze

Functional Considerations

- Lifts foot to prevent foot drop
- Assistive force for forefoot lift is continuously adjustable
- Hyper-Dorsiflexion restraint strap

Clinical Indications

- CP, CVA, weak dorsiflexors
- Mild SCI
- Peroneus paralysis
- Pathomechanics of ALS, MD, MS
- Frontal plane subtalar and/or talar joint, as well as ligament instabilities

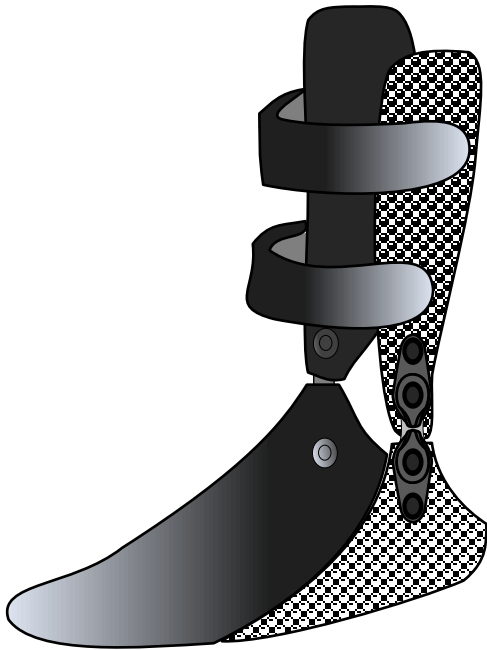
Clinical Contraindications

- Weak quadriceps
- Un-controlled fluctuating edema
- High impact sports

Drawings do not suggest a particular length of footplate. Footplate length and shoe features have a significant effect on gait safety and gait efficiency.

PTTD/Stirrup Style AFO

with Custom Footplate, Joint Selection: *Variable*



AFO Design

- **Free Motion (Model 740)** with optional **Tamarack Flexure Joint® Caps (Model 741)**
- Or **Dorsiflexion Assist (Model 742)** with **Tamarack Flexure Joint® Caps (Model 741)**
- Composite or hybrid designs.
- Full range of dorsi/plantarflexion
- All components are waterproof

Functional Considerations

- Provides mild M-L stabilization
- Permits free dorsi/plantarflexion
- Moderate torsion control
- Footplate should stabilize subtalar alignment

Options

- Depending on required resistance or assistance, joints may be selected or exchanged for various durometers
- **Tamarack Flexure Joint® Caps (Model 741)**

Clinical Indications

- Posterior tibial tendon dysfunction
- Mild or moderate frontal plane instabilities of talar and/or subtalar joints

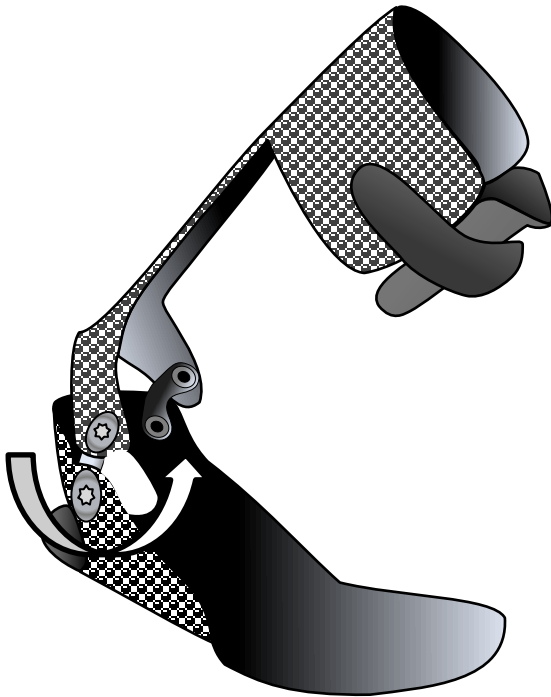
Clinical Contraindications

- Weak quadriceps
- Knee flexion contractures
- Spastic plantar flexors
- High impact sports

Drawings do not suggest a particular length of footplate. Footplate length and shoe features have a significant effect on gait safety and gait efficiency.

Dorsiflexion-Assist Carbon Fiber AFO

Joint Selection: *Dorsiflexion Assist (Model 742)*



Options

- Depending on required resistance or assistance, joints may be selected or exchanged for various durometers
- **Tamarack Flexure Joint® Caps (Model 741)**

AFO Design

- **Dorsiflexion Assist (Model 742)** with optional **Tamarack Flexure Joint® Caps (Model 741)**
- Composite design
- Assisted dorsiflexion
- Resisted plantar flexion
- All components are waterproof

Functional Considerations

- Provides dorsiflexion assist with resisted plantar flexion
- Heavy duty/lightweight design
- Open frame design (improved air circulation & heat dissipation)

Clinical Indications

- Weak dorsiflexors
- Frontal plane subtalar and/or talar joint and ligament instabilities
- Need for high strength, low profile, lightweight design


Clinical Contraindications

- Weak quadriceps
- Knee flexion contractures

Drawings do not suggest a particular length of footplate. Footplate length and shoe features have a significant effect on gait safety and gait efficiency.

AFO – Floor Reaction

Joint Selection: *Free Motion (Model 740)*



AFO Design

- **Free Motion (Model 740)** with optional **Tamarack Flexure Joint® Caps (Model 741)**
- Ground Reaction Force AFO
- Reinforced Carbon Fiber AFO with posterior entry
- Built-in dorsiflexion stop
- All components are waterproof

Functional Considerations

- Heavy duty - lightweight design
- Open frame design (air exchange)
- Control of knee joint instabilities via rigid, long forefoot lever arm
- Joint permits plantar flexion
- Normalizes gait cycle from heel strike to mid-stance

Options

- Proximal closures are required (hook & loop straps or similar)
- **Tamarack Flexure Joint® Caps (Model 741)**

Clinical Indications

- Mild quadriceps weakness as is typical of ambulatory post-polio

Clinical Contraindications

- Knee flexion contracture
- Complete quadriceps paralysis
- Un-controlled fluctuating edema

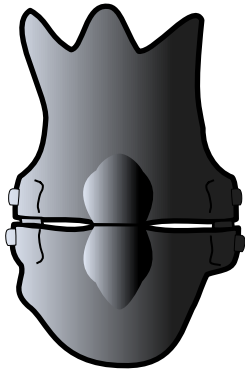
Drawings do not suggest a particular length of footplate. Footplate length and shoe features have a significant effect on gait safety and gait efficiency.

AFO - Custom Fab Joint Stops

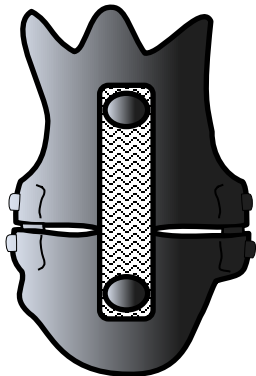
Joint Selection: *Free Motion (Model 740) or Dorsiflexion Assist (Model 742)*



A.



B.



AFO Design

- **A.** Reinforced shell with plantarflexion stop in posterior trim line
- **B.** Posterior strap used as dorsiflexion control or stop

Functional Considerations

Use of Stops to Limit Motion

- **A.** The plantarflexion stop provides foot drop control
- **A.** The stop can be adjusted (by grinding) to fine tune the joint angle
- **B.** The dorsiflexion control strap provides sagittal stabilization of the knee (assisting knee extension)

Options

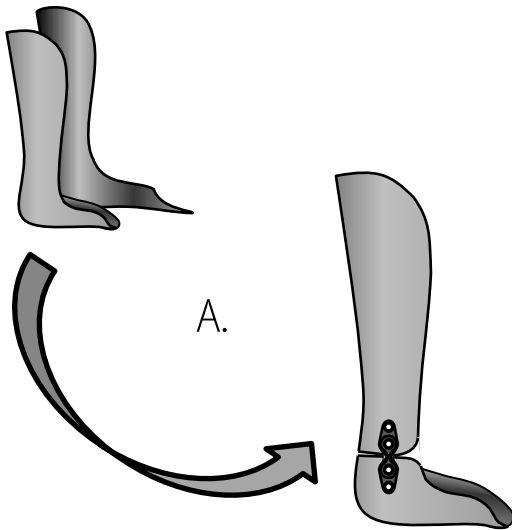
- Dorsiflexion control strap is frequently used to avoid overstretch of the Achilles tendon
- **Tamarack Flexure Joint® Caps (Model 741)**

Clinical Indications

- **A.** Drop foot
- **A.** CVA and flaccid paralysis
- **B.** Moderate weakness of the quadriceps muscle and related knee instabilities
- **B.** When adjustable range of dorsiflexion is required

Tamarack Flexure Joint® Caps

Joint Selection: *Free Motion (Model 740) or Dorsiflexion Assist (Model 742)*



B. Caps as a joint cavity option for **Carbon fiber** or **Pre-Preg AFO**

AFO Design

- **A.** Rigid (non-articulated) AFO for the early phase treatment protocol
- **Tamarack Flexure Joint® Caps (Model 741)** can be used to transform a non-articulated (solid) AFO into an articulated design (requires Tamarack Flexure Joints®)
- **B.** Facilitating installation of Flexure Joints® in composite materials

Functional Considerations

- **A.** Easy conversion of a non-articulated (solid) AFO into an articulated version
- **B.** Caps for composite AFOs
- **B.** Eliminates the need for joint dummies
- **B.** Facilitates manufacturing processes

Clinical Indications

- When the rehabilitation process allows for or requires increased ROM
- Articulated version when use of dummy and/or vacuum forming is difficult

Clinical Contraindications

- Weak quadriceps
- Un-controlled fluctuating edema
- High impact sports

Drawings do not suggest a particular length of footplate. Footplate length and shoe features have a significant effect on gait safety and gait efficiency.

Acknowledgements



The Tamarack Flexure Joint® Indications for Use Guide was designed by Wieland Kaphingst, CPO of Tamarack Habilitation Technologies and edited by the following clinical experts:

Gary Bedard, CO
Daniel Brams, CPO
Charles Kuffel, CPO
Nick LeCursi, CO
Peter Poetsma, CPO
Wilfried Raab, CPO
Phil Stevens, CPO
Heinz Trebbin, CPO

Disclaimer

The Tamarack Flexure Joint® Indications for Use Guide was designed by Tamarack Habilitation Technologies, Inc. and was clinically edited by external professional peers.

The Guide cannot be considered the sole determinant of the optimal solution for any specific individual with a disability, pathology or trauma-related orthotic problem. Individual cases may vary greatly from any norm. Departures from componentry and other design features suggested in this document may be appropriate in such cases.



Tamarack®
HABILITATION TECHNOLOGIES, INC.

1670 - 94th Lane NE, Minneapolis, MN 55449 USA
Tel: + 763-795-0057 Toll-Free: 1-866-795-0057
www.tamarackhti.com